

New England Carnival Glass Association

New England
Carnival Glass
Association

40th Anniversary
1975-2015

www.NECGA.com



President

Steve Lindquist
671 Ridge Road
Wethersfield, CT 06109
(860) 257-1816
stevenandgary@cox.net

Vice President

Don Dorais
150 Highland Avenue
Cumberland, RI 02864
(401) 724-4874
ksd24ddd24@cox.net

Treasurer

Gary Sullivan
671 Ridge Road
Wethersfield, CT
06109

Secretary/Recording

Secretary/Bulletin Editor
Kristine Dorais

Board of Directors

Chase Marquis Harold March
Emile Seymour Bob Preseau
Joanne Andrews

Webmaster: Steve Lindquist

Vol. 38, No. 18

CARNIVAL GLASS FOREVER

June 2019

Meeting Highlights...Look Inside For More!



Northwood's Daisy & Plume Aqua
Opal Rosebowl



Dugan's Vintage Cobalt Blue Powder
Jar...only one known (we think)

Cambridge Inverted Thistle Nut
Bowl in Green



Cambridge Inverted Strawberry
Creamer in Marigold

**SHOW & TELL
THEME
"K" & "L"
PATTERNS
& NEW FINDS**

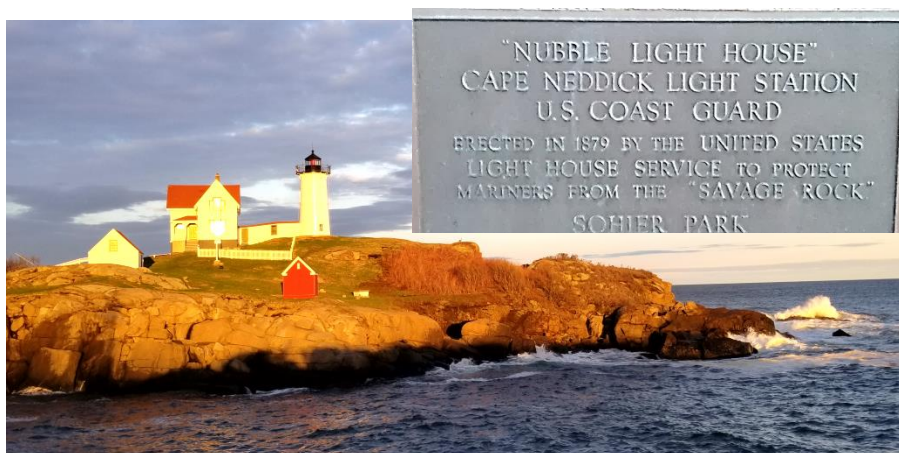


**SUNDAY,
JUNE 23rd
12 Noon at
Dick & Diane
Wetherbee's
Charlton, MA**

Greetings Club Members,

There has been a lot of activity taking place. When you elected me president, I was ready for a challenge, but wow have there been some. In early January there was the possibility of having to locate another venue for the convention, however, the DoubleTree by Hilton Leominster came through and the contract was signed and the deposit sent. In late April while Gary, Chase and I were attending HOACGA, I received 2 emails from Tom and Debra Burns which were quickly followed up with an in depth telephone conversation. Long story short, due to health reasons, Tom and Deb thought it best that the club contact another auctioneer for this year's convention auction. After a couple of calls, Matthew Wroda Auction Service has agreed to assist. We wish Deb well with her upcoming treatments.

I have had several conversations with Jim Wroda about the auction and things are on track. In the coming weeks the club will be provided more information including teaser photos.



I am sorry that I missed many of you at this year's Spring Fling in York, Maine. I understand that those that attended had a super time at the York Inn as well the dinner get together. (Kris added this picture that Harold took of the Nubble Light House. It was taken after dinner and the sun was setting behind everyone). I look forward to hearing about the experiences at the June club meeting. Thank you Don for leading the meeting in my absence. I was able to participate by

phone for a couple key pieces of business while Gary and I were driving through Missouri on our way home.

Speaking of the June meeting, Dick and Diane Wetherbee have graciously extended an invitation to the club to hold the meeting at their home in Massachusetts. Information about the location and other details are found in the newsletter. Topic at hand is, due to the change of auction houses, it will be necessary to modify the convention schedule. The auction on Saturday will be at 9:30 a.m.

Gary and I have been quite busy traveling this early part of the year. We drove to Kansas City, Missouri to attend the HOACGA convention. I am extremely proud to report that Gary was elected President. We attended Bob Preseau's auction up in Westfield, NY where we were quite lucky to be the winning bidders on a white Wisteria Water Set. It was a great year for our Wisteria too.



We also attended the Keystone Carnival Glass Club convention in Grantville, PA with Gary Heavin's collection. The Carnival Glass was amazingly stunning. It was great fun to see and be with so many NECGA club members (18+). We really could have had a club meeting.

I hope that you all have been enjoying this spring and look forward to seeing you at the June meeting.

-President Steve



Notes from the Sunday, April 28th meeting.

Present at the meeting: Norm Spicher, Bruce R. and Anna Ketola, Sue and Dave Noyes, Paul & Yvette Berube, Robin and Emile, Kris and Don, Karen & Dave Dewey, Harold and Lynne. Show & Tell took place and the meeting began at 10:25 a.m.

Old Business: Last Club Meeting Minutes/Report. All Approved, No dissentions. Treasurers Report: Our treasurer, Gary Sullivan, was not in attendance, so the report was tabled until the next meeting.

2019 Convention:

The hotel is locked in for the convention. Steve was notified by Deb Burns that due to health reasons, Tom & Deb would not be able to attend our auction in September. President Steve contacted Jim Wroda with an offer to attend our convention and be our auctioneer. Jim accepted. A contract will be sent out to Jim.

Don Dorais will be calling the hotel to increase our room nights for both Friday and Saturday nights. Our website will also reflect that the Matthew Wroda Auction Company will be our NECGA Convention auctioneers.

Please note that the auction will be taking place at 9:30 a.m. Saturday morning. More to come.

Meeting adjourned at 11:20 a.m.

Theme: "K" and "L" Patterns and New Finds

Next Meeting: June 23rd at 12 noon.

Meal: Cold Sandwiches, Salads and Desserts

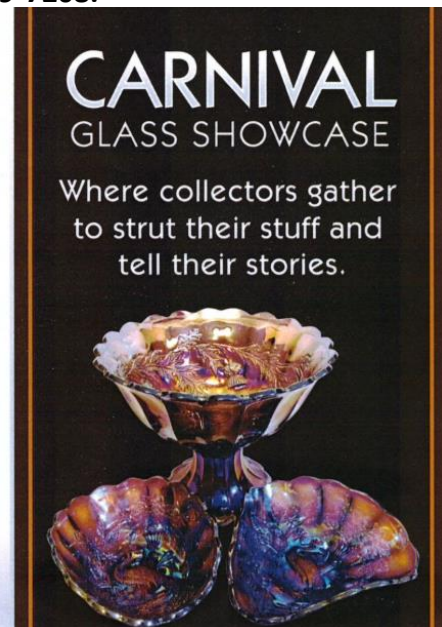
Hooked on Carnival is pleased to announce the introduction of our 2018, 2017 and 2016 Carnival Glass Price Guides!

Each book contains all available auction prices for the year, including pieces sold with damage (identified with an asterisk). The books cost \$15 each, and you can order by going here:

<http://www.hookedoncarnival.com/hooked-on-carnival-price-guides/> (PayPal available for online ordering and you can email us if you want to pay with check). Email address is info@hookedoncarnival.com and the phone number is (202) 709-7208.



We have a passion! Join in on the fun!
Sign up for our Newsletter and be sure to tell a friend!
www.CarnivalGlassShowcase.com



While a bunch of NECGA club members attended the Keystone Carnival Glass Auction, Dick and Diane Wetherbee kindly offered to host the June meeting at their home at 96B Baker Pond Rd, Charlton, MA. Phone: 410-490-0947. There will be a grill available to cook on if you want to bring your own burgers, hotdogs. Diane will be making BBQ chicken....sounds yummy! Norm is making a cheesecake. Sue Noyes will be making potato salad. Please email Kris if you are bringing something to add to the picnic.

New England Carnival Glass Association Convention 2019 - September 5-7 Doubletree by Hilton-Leominster, Mass.

Call for Reservations 1-978-534-9000

Call for discounted room rate of \$109 plus tax per night before Aug. 5th

Register under New England Carnival Glass Association

Banquet Dinner: Fri., Sept. 6

Auction: Sat., Sept. 7



Convention Schedule

Thursday night ... Pizza/Salad Party 6:00 p.m.

Friday... Seminar #1: 1:00-2:00 p.m.: Gary Sullivan " Evolution of a Collection

2:00 p.m.: Quick Club Meeting

Banquet 6:00 p.m.

Guest Speakers: **Jim & Val Stangel "Crossing Patterns"**
Followed by Mini Auction

Saturday... Auction Preview: 7:30 a.m. to 9:30 a.m.
Matthew Wroda Auction begins at 9:30 a.m.

Visit Brimfield...the largest Outdoor

Antiques event in New England from Sept. 3rd - 7th

6,000 dealers on hand - 60 minutes from hotel

Call Don
Dorais
with
questions
401-
724-4874

AUCTION TEASERS: PICTURES OF THE GLASS AND AUCTION LISTING WILL BE PLACED ON THE WEBSITE VERY SOON. STAY TUNED!

The banquet buffet meal is \$34.00 a person.

Plated meal: TBD. Check our website after the June meeting. Final decision on meal choice will be determined.

Send payment by Aug. 11th to: Gary Sullivan, 671 Ridge Road, Wethersfield, CT 06109

If you pay by August 11th, the club will subsidize your banquet meal taking \$4.00 off, so the cost would be \$30.00 per person.

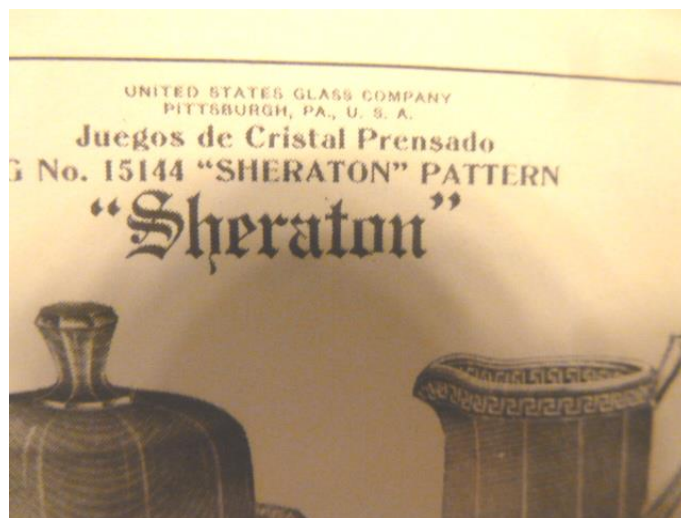
U.S GLASS SHERATON SUGAR BOWL WITH ULTRA RARE U.S. GLASS MOLDED TRADEMARK



By GREG DILIAN

Last October I went to the Mid-Atlantic Carnival Glass Jamboree in Hagerstown, Md. After arriving, I went for a walk to look at the glass for sale in some of the rooms and to say hello to people. You can always find some neat items for sale there and I usually come away with one or two pieces.

This year, I went into the room of Tom Monoski and his wife Sandy. Tom was a guest speaker at the NECGA banquet a few years back, he knows his glass, and always gives an interesting talk. Tom had a few pieces for sale and I was looking at a pretty marigold Wreath of Roses punch set with the Persian Medallion interior when my eyes saw a sugar bowl that I had not seen before. After 30 years of collecting, when I see something new, I have to, at least, give the thing the once over. Now I had no intention of buying this piece because it did not have a lid.



While I was inspecting it, I noticed it had panels and the top border had a Greek Key design and it had very pretty iridescence. Tom said to me that it was the Sheraton pattern made by U.S. Glass. I thought to myself how did he know that, knowing that he knows a heck of a lot. So, I ask him how he knew that and he says to me, "Check out the signature on the base." I turned the piece over and there in the center is a very tiny 'U' superimposed over an 'S'! OMG! Now my interest was piqued and lid or not I knew I had to own this. I had seen neither the pattern, the shape, nor the US Glass trademark ever before. It was the trifecta! So, I bought it with the Wreath of Roses punch set. Tom and I spoke a bit more and he said that he had only seen the trademark before on crystal pieces but not on a Carnival Glass item.

Now let's fast forward to a few weeks ago. This piece has been sitting in my cabinet since last October. I was in the midst of researching a pair of candlesticks to sell on Ebay. I was looking in "The Glass Candlestick Book by Tom Felt and Elaine and Rich Stoer." (This is a really great 3-volume set of books, the authors did a great job, and I use it often to identify patterns and makers). So, I'm looking in Volume 3 under U.S. Glass and there is a paragraph titled "Trademarks and Labels." I will quote. "Reportedly, some patterns from around 1912, such as Athenia, were marked with the letters

U and S superimposed. However, this was the exception rather than the rule." So, I dig out my sugar bowl and, sure enough, there is the described trademark. NEAT! Plus, I'm thinking that the authors used the word 'Reportedly,' and their book has pictures of some extremely obscure candlesticks.

I'm still not satisfied so I post the sugar bowl and a picture of the trademark on the Thistlewoods' Network FB Group page asking if anyone has a signed piece of U.S. Glass or has a piece



To respond to Lance, I dug out an old book, "U.S. Glass From A to Z Book 5 by William Heacock and Fred Bickenheuser." There on page 158, is an entire page of catalog pages showing the entire line of the Sheraton pattern including my sugar with the lid. These are pages from their export catalog of 1919. I also learned from this book that the pattern number is #15144 and it was made in 1912.

So, there you have it. The article may be a bit long winded but the research gave an old guy something to do during these cold winter days.

I would also like to thank Joan Doty who assisted me greatly in researching this article.

in the Sheraton pattern in Carnival Glass. So far, only Lance Hilken has responded with a vase shape in this pattern. He wanted to know how I knew the pattern name. Meanwhile, Glen Thistlewood sends me an email asking if she can use both the picture of my piece and the trademark in an article as she has never seen either. Hmm!



NECGA Newest Members. Welcome Aboard!

Complimentary Subscriptions were given to our newest members by Jim & Laurie Wroda. They attended a Westfield, New York auction and are now members:

**Gordon Bergman, Milton, Ontario, Canada
Dennis Catherman of Waterloo, NY
George Correia, Erie, Michigan
Michelle Knuth, of Erie, PA
Barbara Lucariello of Sherman, NY
Isaak Sommershein of New Castle, DE
Ingrid Spurrier of Ontario, Canada
Melissa Wisen of Moon Township, PA
James Zarpentine of Ripley, NY**

Another New Member, Naida Arcenas from Andover, CT joined the Club!

New England Carnival Glass Association Membership Application

Dues: \$ 18.00 per year per household if mailed; \$15.00 per year if emailed.
 (Membership renewal is due on your anniversary date)

Name _____
 Address _____
 City _____ State _____ Zip Code _____
 Telephone # _____ - _____ Email address: _____

Send application form and dues (U.S. funds) to: Gary Sullivan, 671 Ridge Road, Wethersfield, CT 06109

Membership includes, bi-monthly meetings, bulletins and all functions and outings. If you would like the bulletin emailed to you (vs. mail), please let us know on this form.

Make checks payable to N.E.C.G.A.

Email _____ Mail _____

To pay with Paypal:

Paypal payments are accepted from anywhere in the world, but the cost is \$18 /mailed or \$15/emailed and must be in United States dollars. To pay with Paypal, go to the Paypal website and send payment to newenglandcarnivalglass@gmail.com. You must include all of your contact information, including name, mailing address and email address with your payment (in the memo section is fine).

NECGA Treasury Report For the period January 1, 2019 thru May 31, 2019		NECGA Convention Report 2019	
Opening Fund Balance - January 1, 2019	\$8,781.48		
Revenues:		Convention Revenue:	
Dues	264.00	Banquet Meals	60.00
Fees	0.00	Mini Auction	0.00
Convention	(540.00)	Ticket stub auction	0.00
Other	0.00	Donation	0.00
		50 / 50 Board	0.00
		Auction Room Rental	0.00
Total Revenue	(276.00)	Total Convention Revenue	60.00
Expenses:		Convention Expenses:	
Postage	13.20	Banquet Meals (\$34.52 X 34)	0.00
Ink/Paper	181.13	Guest Speaker Fee	0.00
Meeting Food/Supplies	0.00	Pizza Party Thus Night	0.00
Web site	75.85	Auction Dinner Sat Night	0.00
Hall Rental	270.00	Hospitality Room	0.00
PayPal Fees	0.00	Display Awards	0.00
Misc	0.00	Room Rentals	600.00
Total Expense	540.18	Total Convention Expenses:	600.00
Increase /(Decrease) in Fund Balance	(816.18)		
Ending Fund Balance - May 31, 2019	<u>\$7,965.30</u>	Net Convention Profit / (Loss)	<u>(\$540.00)</u>

Two Confusing Imperial Patterns

Diamond Block



A somewhat scarce pattern. The compote shown here is the most often seen shape in the pattern. These three items in the left photo are a marigold shade, a clambroth compote and a marigold bowl. The photo on the right shows a cylinder vase in clambroth. The pattern consists of rows of three-sided indented diamonds formed by horizontal and diagonal lines. Each piece has a sawtooth edge. This pattern was Imperial's #699 mould. In non-iridized glass, there are many more shapes known, but iridized shapes are limited. The shades are found in clambroth, marigold and smoke. They are 4 5/8 inches tall. The compotes are found in clambroth and they are five inches tall. The bowl is very scarce and so far only found in marigold. It is 8 1/2 inches across and about three inches tall. The cylinder vases are found in clambroth are ten inches tall and have a 4 1/4 inch base.

Heavy Diamonds



Heavy Diamonds is Imperial's #330 mould. Marketed in the 1927 Butler Brothers Catalog in crystal, these iridized pieces were late in the classic era of carnival glass. Three shapes are known. The single handled Nappy, found in marigold, is 4 3/4 inches across the bowl (not including the handle). Vases are found in clambroth, marigold and smoke. These vases are six inches tall and sit on a three inch pedestal base. The Breakfast Set includes an open sugar and a creamer. The sugar is 3 3/4 inches tall to the tip of the handle and the creamer is four inches tall to the tip of the spout. The pattern on these pieces is raised four sided diamonds formed by the intersection of diagonal bands. Additional raised diamonds are formed within the bands themselves. The top edge of each piece has a sawtooth edge.