


New England
Carnival Glass
Association



necga.com

New England Carnival Glass Association
Website: *www.necga.com*

President Don Dorais 150 Highland Avenue Cumberland, RI 02864 (401) 724-4874 ksd24ddd24@cox.net	Vice President Steve Lindquist 671 Ridge Road Wethersfield, CT 06109 (860) 257-1816 stevenandgary@cox.net	Treasurer Gary Sullivan 671 Ridge Road Wethersfield, CT 06109 (860) 257-1816 stevenandgary@cox.net
Secretary/Recording Secretary/Bulletin Editor Kristine Dorais	Board of Directors Norm Spicher Robin Brown Anna Ketola Louie Carpick Emil Seymour	
Webmaster: Steve Lindquist		

Vol. 33, No. 3 *CARNIVAL GLASS FOREVER* *June 2014*

Meeting Highlights...Look Inside For More!



**SUNDAY,
JUNE 22nd
NOON**

SUNDAY
JUNE 22ND
NOON

Smooth Panels Vase
by Imperial...marigold
over milkglass

Northwood's Peach
Water Set in Blue...it's
a beauty!



**JUNE MEETING IN
SOUTHBRIDGE, MASS.**

**Show & Tell Theme
JIP SHAPES, BASKETS
& NEW FINDS**

PRESIDENT'S LETTER

Hi Everybody,

Let's start by saying what a wonderful time everyone had at the spring fling. Good turnout, good company, good food, good glass to look at. Gary Lickver surprised us with a visit and had some great pieces of glass for sale in his room. Christina also visited and took home a gorgeous farmyard bowl. We all were very jealous. Our Show& Tell also was a great success on Sunday. Lots of glass to look at. A few more pictures were taken at the Spring Fling, but we can't include everything in the bulletin, so we've added them to the website. Check them out.

We've getting closer to the convention so that is our main focus. We firmed up our convention schedule (included in this bulletin). We're trying something different this year with our banquet seminar that takes the burden off of one person traveling with multiple pieces of glass. We're asking any of our club members to bring 5 to 10 pieces of their favorite pieces of glass, a piece that has a story behind it, a rarity, etc. and talk about it. If you don't want to talk, Tom Burns will be more than happy to put his 2 cents in. If you are interested, email or call me so we can get some sort of idea as to how members would be willing to participate.

Let me remind everyone to make their convention hotel and banquet meal reservations. Hotel reservation should be made by August 4th to receive the discounted rate. In the past, the hotel has been a bit lenient with this policy, but with the new ownership, I don't know if they will honor any discount after the 4th. Banquet meals should be ordered by Aug. 10th. Mini auction items and goodies for the hospitality room will be needed.

Please check out NECGA member Christina Katsikas' new website: www.carnivalglassshowcase.com. The website is a representation of all American makers of glass and those makers from all over the world as well. Rarities, Whimseys and extremely beautiful Carnival Glass will be the theme of The Carnival Glass Showcase. It will be a Carnival Glass "coffee table book" on line.

Tom Burns just held the first auction in Ohio of Bill Richards, Sr. carnival glass collection. Steve and Gary attended so I'm sure they will be bringing some of their treasures to the June meeting. We'll see everyone on the 22nd! Happy Father's Day!

Sincerely, Don Dorais, President

WOODSLAND WORLD WIDE Carnival Glass Convention

www.carnivalglass.org

Wed 27 Aug – Sat 30 Aug 2014

Lake Chautauqua Auction Center, 2118 Magnolia Ave., Ashville, NY 14710
716-526-4230

Thursday Seminar by Tony & MJ DeMichael: LEVAY GLASS
2PM FRI Auction of LEVAY GLASS collection of Dodie Levi
10AM SAT CARNIVAL GLASS Auction

Add'l Info Contact: Mitchell Stewart 931-260-0915 or mwstewart@frontiernet.net



Mid-Atlantic Carnival Glass Club Jamboree

October 23-25th 2014

Ramada Plaza Hotel

1718 Underpass Way Hagerstown, Md.

301-797-2500 A Tom Burns Auction

Contacts: Connie O'Connor glassconnie@comcast.net

Steve Grayson sgrayson@copper.net

Club membership \$10 p/yr.

Contact: bethmargerum@comcast.net

Notes from the Sunday, April 6th meeting.

Present at the meeting: Kris & Don, Gary Sullivan, Steve Lindquist, Brian and Jocelyn Grainger from Canada, Moe and Pam Myers, Vickie and John Rowe, Joanne and Clint Andrews, Gary Lickver from California, Harold and Lynne March, Robin Brown and Emil Seymour and Norm Spicher. Show & Tell took place and the meeting started at 11:10 a.m.

A motion to accept the bulletin minutes...all were in favor. A motion to accept the treasury report...all were in favor. Treasury report was also accepted by all.

2014 Convention: President Don sent in our \$600 deposit check to the hotel. We are official!

- Robin brought up an idea to change the Thursday night pizza party to an alternative dinner....a pasta party. Don looked into prices from the hotel and costs were discussed pizza vs. pasta. The club members took a vote and it looks like the pizza party will be still be on the menu for Thursday night.
- Gary Sullivan and Steve Lindquist volunteered (one again) to do a seminar on the "History of Dugan". This will take place on Saturday at 11:15 a.m.
- At the time of the meeting, we still did not have a banquet speaker. However, Joanne and Clint Andrews suggested that we do something similar to what Galen and Kathi Johnson did last year.....with a twist. Club members would volunteer and speak about 5 to 10 pieces from their own collection. That way, we get a variety of glass and it's easier on the individual. They can pack a tub of glass and tell something interesting about how they acquired it. Everyone seemed to like the idea and it looks like it's a winner of an idea!!
- Due to the new hotel management, Donnie is going to talk to the hotel to see if we can reserve the 2015 convention now vs. waiting till next year when hotel/meal prices may go up.

Meeting adjourned at 11:30 a.m.

Theme: JIP Shapes, Baskets and New Finds

Next Meeting: Sunday, June 22nd at noon.

Meal: Picnic food/Cold salads, Dessert

<u>New England Carnival Glass Association Membership Application</u>	
Dues: \$ 18.00 per year per household within the U.S. \$ 21.00 per year per household outside the U.S.	
(Membership renewal is due on your anniversary date)	
Name _____	
Address _____	
City _____	State _____ Zip Code _____
Telephone # _____ - _____	Email address: _____
Send application form and dues (U.S. funds) to:	
Gary Sullivan 671 Ridge Road Wethersfield, CT 06109	Membership includes, bi-monthly meetings, bulletins and all functions and outings. If you would like the bulletin emailed to you (vs. mail), please let us know on this form. Make checks payable to N.E.C.G.A.
Email _____	Mail _____

2014	Carnival Glass Conventions & Auctions	Auction
Jun 12-14,	<u>Lincoln Land Carnival Glass Club</u> Convention / Auction, Best Western Airport, Milwaukee, Wisconsin. (414) 434-2100	Jim Seeck Auction
June 18-21,	<u>American Carnival Glass Club</u> Convention / Auction, Greenville Auction Center, 5239 ST RT 49S, Greenville, OH	Jim Wroda Auction
July 16-19,	<u>International Carnival Glass Association</u> Convention / Auction Crowne Plaza Airport, 11228 Lone Eagle Dr. St. Louis, MO 63044. (877) 227-6963 For more information	Jim Seeck Auction Hostetler Collection
Aug 26-28,	<u>Woodland Wide Web Carnival Glass Association</u> Convention / Auction, Ashville, NY	Jim Wroda Auction
Sept 4-6,	<u>New England Carnival Glass Association</u> , Convention/ Auction, Double Tree by Hilton, 99 Erdman Way, Leominster, Mass.	Tom Burns Auction
Sept 25-27,	<u>Northern California Carnival Glass Club</u> , Convention / Auction Holiday Inn Fresno Airport, 5090 E Clinton Ave. Fresno, CA	Tom Burns Auction
Oct 2-4,	Millersburg Glass Association Holmes County, Millersburg, OH	Jim Wroda Auction
Oct 8-10,	<u>Air Capital Carnival Glass Club</u> Convention / Auction, Best Western Airport Inn & Conf, Cntr. 6815 W. Kellogg, Wichita, Kansas	
Oct 24-25,	<u>Mid-Atlantic Carnival Glass Jubilee</u> Convention / Auction, Ramada Plaza Hotel, Hagerstown, MD Email: glassconnie@comcast.net	Tom Burns Auction



The SPRING FLING was a lot of fun. This year, we thought we would try a new restaurant in town....The Barn...it was a good choice and everyone had a good time!



Robin & Emil with John and Vickie



So we start with Norm, Gary, Clint, Joanne (left side)
Gary, Don and Kris on the right



Here's Bruce and Anna getting cozy... with
Lynne and Harold

Here's Moe
and Pam with
Brian and
Jocelyn.

Here she is
again with
John and
Vickie!




SHOW & TELL... "S" PATTERNS & NEW FINDS



A new find...

Honey pots in Blue and Marigold made in the 1920's in Ohio

Fenton's Sailboat Compote in Marigold



Dugan's Stork & Rushes 2 sides up hat from a tumbler in Blue

Miniature Stippled Estate Vase in Peach Opal by Dugan...only 3 inches tall



(left) Scarab hatpin...totally cool!

(above) Imperial Rose small berry bowl in Blue

(right) Northwood's Sunflower bowl in Green



New England Carnival Glass Association Convention 2014 - September 4-6 Doubletree by Hilton-Leominster, Mass.

(same hotel, different name)

Call for Reservations 1-978-534-9000

Call for discounted room rate of \$97 plus tax per night before Aug. 4th

Register under New England Carnival Glass Association

Banquet Dinner: Fri., Sept. 5

Auction: Sat., Sept. 6

Convention Schedule

Thursday night ... Pizza Party 5:30 p.m.

Friday... Seminar #1: 2:00-3:00 p.m...bring your piece of glass to

Stump Tom Burns

Banquet 6:00 p.m.

Guest Speakers: **Yours Truly, NECGA Club Members with
their "Favorite" Pieces of Glass**

Followed by Mini Auction

Saturday... Seminar #2: 11:15 a.m.-Noon "**History of Dugan**" by

Gary Sullivan & Steve Lindquist

Auction Preview: 1:30 p.m. to 3:00 p.m.

Tom Burns Auction begins 3:00 p.m.

***Visit Brimfield...the largest Outdoor
Antiques event in New England from Sept. 8-12
6,000 dealers on hand - 60 minutes from hotel***

*Call Don
Dorais
with
questions
401-
724-4874*

PICTURES/LISTING OF THE GLASS WILL BE PLACED ON THE
WEBSITE SOON. KEEP CHECKING.... www.necga.com

The banquet buffet meal is \$30 a person. Plated meal: Chicken **OR** Beef
(similar to last year). Please let Gary know your choice.
Send your payment by August 10th to: Gary Sullivan
671 Ridge Road, Wethersfield, CT 06109

Fenton's Interior Patterns using the Butterfly and Berry Exterior

By Steve Lindquist and Gary Sullivan



Fenton's Butterfly and Berry large berry bowls can be found not only in various shapes but also with various interiors. The standard Butterfly and Berry bowl has an interior of berries and leaves encircling a butterfly. Six individual berry bowls and the master berry bowl are known as a berry set. Commonly found in Blue, Green, Amethyst and Marigold. Teal, White and Red are much harder to find.

It can also be found with a Fantail interior. Fantail has six sets of tail feathers that are "fanned" out from the center. Fantail is found only in a large berry bowl and a rare chop plate where the bowl has been flattened into a plate. Fantail is found mostly in Blue, Green and Marigold. There are no individual berry bowls with a Fantail interior.



Another interior using the Butterfly and Berry exterior is the Panther bowls. The interior shows two large "panthers" in a floral motif. There are individual berry bowls with the Panther interior. Commonly found in Blue, Green, Amethyst and Marigold. White and Olive Green are much harder to find. The small berry bowls in Panther can be found in the greatest range of colors including Red, Sapphire, Amberina and White.



The last interior using the Butterfly and Berry exterior is Hearts and Trees. In the center of the interior are "hearts" "Heart and Vine". Up "trees". Hearts and exclusively in individual berry bowls. All the Butterfly and whether large or small, The master berry bowls straight up (called a centerpiece



similar to the Fenton pattern the sides of the interior are Trees is found almost Marigold. There are no with a Hearts and Trees interior. Berry bowls described above, have three claw and ball feet. can be ruffled, flared, sides fernery), or ice cream shaped bowl).

The pictures include a flared Butterfly and Berry bowl in Marigold, a ruffled Panther bowl in Olive Green, a flared Fantail bowl in Blue and a ruffled Hearts and Trees bowl in Marigold.

www.CarnivalGlass.com


44 YEARS OF SATISFIED MAIL-ORDER CUSTOMERS
 UPDATES EVERY TWO WEEKS—CARNIVAL GLASS IN MINT CONDITION

Lloyd R. Ward
 P.O. Box 1006, Mayfield, KY 42066
 Tel: (270) 251-2005 • Cell: (270) 970-0599
 E-Mail: lrward@carnivalglass.com

Thinking of Selling Your Collection? Turn Your Carnival Glass into Cash!

I buy one piece, 20 pieces, or a collection of Carnival

Visit www.CarnivalGlass.com—
 THE Place for Carnival Glass!



NECGA Treasury Report		NECGA Convention Report	
For the period January 1, 2014 thru May 31, 2014		September 2014	
Opening Balance - January 1, 2014	\$5,897.48		
Revenues:		Convention Revenue:	
Dues	162.00	Banquet Meals	0.00
Fees	100.00	Mini Auction	0.00
Convention	(600.00)	Card Game/Donations	0.00
Other	0.00	Tom Burns - Auction	0.00
Total Revenue	(338.00)	Total Convention Revenue	0.00
Expenses:		Convention Expenses:	
Postage	55.00	Hotel Costs/Meals	600.00
Ink/Paper/Envelopes	25.01	Guest Speaker Fee	0.00
Supplies	0.00	Pizza Party	0.00
Web site	0.00	Room Display Awards	0.00
Hall Rental	270.00	Hospitality Room	0.00
Other	0.00		
Total Expense	350.01	Total Convention Expenses:	600.00
Increase /(Decrease) in Fund Balance	(688.01)		
Ending Balance - May 31, 2014	\$5,209.47	Net Convention Profit / (Loss)	(\$600.00)

Back by popular demand...Gary Sullivan and Steve Lindquist will be speaking on the "History of Dugan". Don't miss their seminar on Saturday!

Remember....make your hotel reservations by Aug. 4th!

CARNIVAL GLASS LIGHTING – PART 2

Kerosene Lamps

BY CLINTON AND JOANNE ANDREWS



1. The first lamp is a honeycomb patterned kerosene lamp (right) with the matching shade which is much harder to find as many more fonts survived without a matching shade. This lamp was made by Jeanette Glass Company and the pattern is Hex Optic.



2. The Seaweed Lamp (left) was produced by Bartlett-Collins in the U.S. as their product #260 and was an export to South America; the patent date is March 17, 1925. Most Seaweed lamps were not iridized, this one is; non iridized examples are known in crystal, rose and green.

3. This pair of ruby lamps (right) is known as Beaded Band and Octagon and is reported to have been made in Mexico, Cristales de Mexico is the producer of several known carnival tumblers, the tumblers are marked with an M within a C. The crystal examples of these lamps are marked “Aquila Hech Opor Lox Mtv mex” but none of the iridized examples found have been marked and there is no indication that Cristales de Mexico manufactured these lamps, other Mexican Companies made utilitarian household items and beer bottles but to date we don't know the maker of these lamps. These lamps are the 9 3/4” size, there is also a 7 1/2” size known.



4. This pair of lamps (left) is also a pair of Beaded Band and Octagon lamps in pastel marigold, they are also the 9 3/4” size.

5. Zipper Loop kerosene lamps (right) are quite beautiful and are known in both marigold and smoke these lamps were produced by Imperial Glass; the lamps were reproduced over 60-years ago and if a reproduction will bear the IG logo. The lamps come in 3 sizes of stemmed lamps as well as a small hand lamp, the two stemmed lamps shown are the large size and the small lamp has the finger hole for carrying. All of these lamps are a great addition to a collection and are not easily found in any size or color.



6. Swan Lamp (left) – This lamp information is covered in Fenton Glass Made for Other Companies Volume # 2 (1970-2005) by Carrie & Gerald Domitz on page 219. Fenton produced these lamps in limited quantities with short runs of less than 24-50-100. The lamps were produced in different combinations of glass, black glass, colored glass, milk glass, and some iridized glass, most we've seen have the fount as one type of glass and the stem and bottom another type of glass, ours is all carnival glass in the beautiful Vaseline color. Our lamp is marked HEARTLIGHTS – Sept 22 1989 and has the smallest of Fenton logos at ¼". You may see these lamps in shops but not many are carnival glass, because of the limited numbers produced these lamps should continue to increase in value.

7. Piano Lamp (right) – This 50" tall cast iron piano lamp has a heavy cast iron base and a twisted iron rod that holds the iron bracket bowl with a 5" marigold carnival glass hand blown fount made by B&P Lamp Supply Company in Tennessee. These piano lamps came in many different types in kerosene lighting and were set beside a piano to give light to sheet music.



8. Fenton used candlesticks or parts of candlesticks to produce lamps for other companies, this kerosene lamp base is part of a # 649 10" celeste blue stretch candlestick topped with a satin glass fount making a very pretty lamp. Until doing the research for this article we didn't realize that Fenton produced a lot of glass for other companies for different uses.

CARNIVAL GLASS OR STAINED GLASS ??????



Hi there,
This story starts when Jocelyne and I went to an auction in Vernon, Ontario of this year.



There were a few pieces of carnival glass at the auction so we decided to go on a Saturday morning. When we arrived at the auction house, we checked out the carnival glass right away. There was nothing rare or with great color or iridescence...a beautiful peacock at the fountain master bowl in blue with a tooth broken off on it...a few marigold vases and a couple of Bon Bon dishes.



As I l@ked over at the other table I noticed this bulbous water pitcher. I went over and picked it up for inspection (by the top opening and not the handle, as we all know, they are old and delicate). As soon as I put my hands on the pitcher, I felt that it was STICKY. On l@king more closely, I noticed the pitcher was covered in paint or some kind of stain and varnish. I rubbed the top part with my thumb and this beautiful iridescence came shining through!!!! I told Jocelyne that it needed a good cleaning. I checked the pitcher out for chips and cracks and it was in A+ shape. The pattern was very busy with lots of flowers and grapes with vines. I told Jocelyne that I was sure it was a Dugan piece. There were three of us bidding on this water pitcher. The auctioneer called it a lemonade pitcher with lots of grapes and vines and when he picked it up at the owner's house it was full of brushes. Also at the auction house there was a lot of refinished furniture and old wooden boxes with new stain and varnish on them...at that moment I l@ked at Jocelyne and said ***Now I know what's on this water pitcher...a lot of paint and stain with varnish!!!!

Of course, you know who the lucky bidder was and at a very good price if I must say so myself. Now for the good part. How do you clean it without damaging the iridescence?

Now before we get to the cleaning part, I'll tell you a little bit about this water pitcher.



It's called Floral and Grape by Dugan circa 1912 in amethyst. Fenton makes a Floral and Grape Variant also but there is a difference between them. First one is in the Dugan. The version the wide band of slanted ribs that encircles the pitcher is bordered by horizontal cable like bands. The Fenton version lacks these horizontal bands. Second one is Dugan has more flowers and leaves and grapes. The Fenton version is more sparse. Third one is Dugan pitcher has a second band of slanted ribs that encircles the neck. Fenton pitchers lack this. Fourth and final one is on Dugan pitchers, the diagonal lines around the body and neck lean towards the LEFT. Fenton they lean to the RIGHT. Now all I have to do is get six beautiful tumblers to match my water pitcher. Doing more research on the tumblers, I used an old carnival glass book on tumblers by Richard E. Owens and the web-site I got information from Don Kime. I found out that there are big difference in the Dugan tumblers and the Fenton ones as is the water pitcher. First one is Dugan tumblers are 3

7/8" tall and the Fenton tumblers are 4" tall. Second distinctive difference is on the Dugan tumblers the grapevine and grapes overlap the mold lines. Fenton does not. Third and final, on Dugan tumblers, the top lip is not as wide as the Fenton ones. I'm sure glad I did some research on those tumblers...My personal opinion is that Dugan's Floral and Grape water set is better looking than the Fenton one...But that's me EH!!

Now back to the story about cleaning that water pitcher. I decided that the surface was sticky with paint, stain, etc. and I was worried about damaging the surface and iridescence. Then I thought...I used Glue-Gone before to remove glue left over from tags and stickers on carnival glass pieces before and washed it off right after with dish soap and water and there was no damage to the glass or the iridescence. Downstairs I went to get my Glue-Gone. I just had a little bit left but I bought another bottle called Lift-Off the same product. With all the design on the pitcher, I decided to use old toothbrushes to apply the Lift-Off and scrub a small section at one time and clean it off with soap and water right away.



IT WORKED GREAT!!!!It took me all afternoon and a few beers to clean it, but WOW!!! the color and iridescence are FABULOUS... I took this Floral and Grape water pitcher to the New England Carnival Glass Spring Fling in Maine in April of this year and showed everybody the finished product...But I did not have pictures of the water pitcher full of paint and stain before I cleaned it up. Well, here are some pictures of the before and after, enjoy....

On closing of this story, did you ever hear the old saying...You can't judge a book by its cover....Well, I have a saying and it goes like this.....You can't judge a piece of carnival glass by its color...UNTIL YOU CLEAN IT....

As I said many times before, carnival glass people are the best. Take care and see you's all in September.

Brian