

New England  
Carnival Glass  
Association



**New England Carnival Glass Association**  
**Website: [www.necga.com](http://www.necga.com)**

<b>President</b> Don Dorais 150 Highland Avenue Cumberland, RI 02864 (401) 724-4874 <a href="mailto:ksd24ddd24@cox.net">ksd24ddd24@cox.net</a>	<b>Vice President</b> Bruce Reinikainen 248 Mill Glen Road Winchendon, MA 01475 <a href="mailto:bwricean@comcast.net">bwricean@comcast.net</a>	<b>Treasurer</b> Gary Sullivan 671 Ridge Road Wethersfield, CT 06109 (860) 257-1816 <a href="mailto:stevenandgary@cox.net">stevenandgary@cox.net</a>
<b>Secretary/Recording Secretary/Bulletin Editor</b> Kristine Dorais	<b>Board of Directors</b> Norm Spicher      Steve Lindquist Anna Ketola        Louie Carpick Emil Seymour	
<b>Webmaster:</b> Steve Lindquist		

\*\*\*\*\*  
**Vol. 32, No. 3**    **CARNIVAL GLASS FOREVER**    **June 2013**  
 \*\*\*\*\*

**Meeting Highlights...Look Inside For More!**



Enamel  
patterned  
Water Pitcher  
called Cherries  
& Blossoms in  
Blue  
**Fenton's  
Peacock &  
Grape  
Ruffled Bowl  
in Amethyst**  
Millersburg's  
Rosalind  
Ruffled Bowl  
in Aqua

**SUNDAY,  
JUNE 9th  
Noon**

SUNDAY  
JUNE 9th  
Noon



**Show & Tell Theme**  
**COMPOTES & NEW FINDS**

**JUNE MEETING  
IN  
SOUTHBRIDGE, MA**

## The President's Newsletter

Well, it's Memorial Day Weekend and 54 degrees. Kris wants to know when the sun will come out as she is working on the bulletin. Soon, I tell her.

For those that missed the Spring Fling, well....you missed a good time. Here are some of the photos taken. Norm brought a few guests Saturday afternoon and they attended our wine and cheese party. Joanne and Clint also attended our dinner at Mike's as they were unable to attend the Sunday meeting. We had a nice show and tell and everyone had lots of stories to tell as carnival glass was purchased by members in the nearby shops. Our newest member, Dawn, also brought some glass for sale.

After the fling, Kris and I attended the HOAGCA convention, Tom's auction, a local auction and Brimfield! What does that say about us? Well, we really love our carnival. Read about it in the following pages. See you in June!

Sincerely,  
Don Dorais, President



Gary



Vickie and John and his shhing strawberry shortcake! story to tell)



Steve, Tim and Robin (is she us?...she really has a



Lynne, Harold, Gary, Steve, Bob, Anna and Bruce



Kris, Steve & Gary

Emile, Norm, Bruce (what is he thinking about) and Anna



Notes from the Sun., April 21<sup>st</sup> meeting.

Present at the meeting: Kris & Don, Gary Sullivan, Steve Lindquist, John & Vickie Rowe, Norm, Robin & Emile, Bob Preseau, Harold & Lynne March, Bruce & Anna, and our newest member, Dawn Seaward. Show & Tell took place Saturday afternoon, but we did have a few pieces to show on Sunday. The meeting started at 10:00a.m.

President Don started the meeting off with asking for a motion to accept the bulletin notes. All were in favor. A motion was made to accept the treasury report by Harold... All were in favor.

2013 Convention: President Don reported that things are quiet right now as all the pieces are in place. He is planning to contact Tom so we might include some auction highlights in the bulletin and on the website. We talked about different fundraising ideas for the convention, and Bob Preseau's card game is still the winning choice.

Club website: Steve reported that our web hosting is up in July 2013. Right now we are paying \$2.00 per month but based on the prices that Steve is finding, the rate could go up to \$8.99 per month. Harold made a motion for Steve to renew the rate at the best possible cost he can whenever he finds the best deal online. Bob Preseau seconded and all were in favor.

Meeting adjourned at 11:15 a.m.

Theme: Compotes

Next Meeting: Sunday, June 9<sup>th</sup>


Meal: Cold Salads, Picnic foods (Kris will be bringing grilled chicken and broccoli salad is also being made

<p><b><u>New England Carnival Glass Association Membership Application</u></b> <b>Dues: \$ 18.00 per year per household within the U.S.    \$ 21.00 per year per household outside the U.S.</b> <b>(Membership renewal is due on your anniversary date)</b></p> <p>Name _____ Address _____ City _____ State _____ Zip Code _____ Telephone # _____ - _____ Email address: _____</p> <p>Send application form and dues (U.S. funds) to: Gary Sullivan 671 Ridge Road Wethersfield, CT 06109</p> <p>Membership includes, bi-monthly meetings, bulletins and all functions and outings. If you would like the bulletin emailed to you (vs. mail), please let us know on this form. Make checks payable to N.E.C.G.A.</p> <p>Email _____ Mail _____</p>
--

2013	Carnival Glass Conventions & Auctions	Auction
Jun 19 -22,	<b>American Carnival Glass Association</b> Convention / Auction, Holiday Inn, 2800 Presidential Dr. Fairborn, OH (936) 426-7800	<a href="#">Jim Wroda Auction</a>
Jul 17-20	<b>International Carnival Glass Association</b> Convention / Auction, Sheraton Westport Lakeside Chalet, St. Louis MO	<a href="#">Jim Seeck Auction</a> Ashbridges Col.
Aug 28-31	<b>World Wide Web Carnival Glass Association</b> Convention / Auction, Lake Chautauqua Auction Center, Ashville, NY	<a href="#">Jim Wroda Auction</a>
Sept 5-7,	<b>New England Carnival Glass Association</b> Convention / Auction, Fourpoints Sheraton, 99 Erdmon Way, Leominster, MA, Res: (978) 534-9000	<a href="#">Tom Burns Auction Service</a>

**Don't forget to make your hotel/banquet reservations for the NECGA Convention! Hotel deadline is August 4<sup>th</sup>.**

# SHOW & TELL...SPRING PATTERNS & AQUA/TEAL COLORS



Northwoods' Three Foot Medallion's Ruffled Bowl in a Butterscotch Aqua Opal with great stretchy effect at the edge



Northwood's Sunflower Bowl in Cobalt Blue



(left) Tornado vase found by one of our members on his way up to the Spring Fling...he was very pleased.



(right) Ruffled Windmill sauce in Lime Green (rare)

Ruffled Two Row Open Edge Basket in Aqua



Northwood's Springtime Table set in Amethyst, Imperial's Flute Sugar & Creamer, Fenton's Cherry Circles in Aqua

# New England Carnival Glass Association Convention 2013 - September 5-7

**Four Points by Sheraton-Leominster, Mass.**

Call for Reservations 1-978-534-9000

Call for discounted room rate of \$95 plus tax per night before Aug. 4<sup>th</sup>

**Register under New England Carnival Glass Association**



Banquet Dinner: Fri., Sept. 6

Auction: Sat., Sept. 7



## [Convention Schedule](#)

Thursday night ... Pizza Party 5:30 p.m.

Friday... Seminar #1: 2:00-3:00 p.m...bring your piece of glass to **Stump Tom Burns** (there will also be a talk on opaque vs. milk glass Carnival...bring your pieces

Banquet 6:00 p.m.

Guest Speakers: **Galen & Kathi Johnson from Minnesota on the POWER OF TEN**

Followed by Mini Auction

Saturday... Seminar #2: 11:15 a.m.-Noon "**Building Sets**" by **Gary Sullivan & Steve Lindquist**

Auction Preview: 2:30 p.m. to 4:00 p.m.

Tom Burns Auction begins 4:00 p.m.

***Visit Brimfield...the largest Outdoor  
Antiques event in New England from Sept. 3-7  
6,000 dealers on hand - 60 minutes from hotel***

Call Don  
Dorais  
with  
questions  
401-  
724-4874

PICTURES/LISTING OF THE GLASS WILL BE PLACED ON THE  
WEBSITE SOON. KEEP CHECKING.... [www.necga.com](http://www.necga.com)

The banquet buffet meal is \$30 a person. Plated meal: Chicken **OR** Beef  
(similar to last year). Please let Gary know your choice.  
Send your payment by August 12<sup>th</sup> to: Gary Sullivan  
671 Ridge Road, Wethersfield, CT 06109

## Power of 10

by Galen and Kathi Johnson



I don't know how many of you know who we are, so here is a little about us: We were married in 1977 and have lived in Elk River, Minnesota since 1979. Galen's mother is the person that got us interested in carnival glass way back in the early 80s. We didn't get into any clubs until about 1991 when we went to our first convention; everyone we met was just so nice and willing to help. At that point we were hooked on collecting carnival glass. OK, enough about us, let's get into the important stuff.

When we were asked to talk at the Convention, we tried to come up with a couple of ideas on what we should talk about, and then the Power of 10 as a theme was created (or decided on). So you're asking: what is the Power of 10? I don't want to get in too much detail, but here is what we were thinking the talk could include:

How about the 10 favorite pieces we own? But how do you pick just 10? I have always believed that the last 10 pieces must be my favorites, or why else did we buy them? I have found that not to be true for many reasons; like when I get home and I don't have room in our cabinet for another piece. So if it is one of our 10 favorites then 1 of my other favorites must go (it's kind of like voting on American Idol --we really like them all) but one must go (darn hard choice).

Well then, maybe we could bring all the same color. That would be easier! We do have lots of pieces that are the same color. Ok, let's start looking at marigold (that should be easy, right?) Nope, we have way too many pieces of marigold. Not to mention that there are shades of pastel, pumpkin, and everything in between. Shot that one down. Next option?

Ok, we have another idea: let's bring all the same shape -- that would be easy, right? Let's say plates; we have lots of plates. Should we just bring Northwood plates or maybe Fenton? No, let's bring just 9" plates. No, wait: let's do chop plates over 11". Or we could just bring small plates. Or maybe we can do all the same color, or better yet, maybe the same pattern. WOW - this is getting tough!

Here's another idea: let's bring bowls! That would be really easy. We have lots of bowls, and I mean lots. Maybe we could focus on having them all be the same pattern, but different colors (that would be easy, right?). Should they be 6 ruffled or 8 ruffled? What about 3 in 1? And don't forget candy ribbon edges or ice cream shaped..... you know, this is getting even harder!

Now we have it! Let's talk about our first 10 pieces we owned. This idea didn't last long: after about an hour of trying to come up with what the first 10 were, we gave up. As we have gotten old we can't even remember what the last piece we bought was, much less the first 10. Darn, another idea that won't work!!!

Here is the best idea yet: Kathi can pick out her favorites and Galen can pick out his top 10. This may work! Kathi went 1<sup>st</sup> and after she had narrowed it down to 75 we gave up (this took over 2 hours to decide and the convention talk is this year). I knew I didn't stand a chance of only 10.

Ok, one more attempt: let's talk about our ugliest pieces. This should be easy!! The only problem with this concept is why did we buy them if we think they are ugly? Mark that up as another idea that may need some work.

Well, as you can see, we don't have a clue what the Power of 10 really is, but we promise that if you come to the convention we'll have it figured out. Hopefully...we do have a *little* more time...right?

# Carnival Glass in Early Summer 2013


Early summer is always a busy time in the carnival community but maybe this year we bit off a little more than we should. We attended four consecutive weekend carnival events:

Ogunquit on April 20<sup>th</sup> was our New England Spring Fling. We enjoy seeing everyone and this year drove up on Friday morning so that we could spend Saturday antiquing before meeting up with everyone in the hotel that evening. On the way up, Steve suggested that we stop at an antique store that he noticed on our ride home from the last NECGA club meeting in February. We guessed at the best exit to get off the highway and quickly found the shop. It must be newer as we never noticed the sign before. It was a small shop and had some carnival in the front case where the owner was sitting, but nothing that excited us. But across the room in a glass cabinet, we noticed a breakfast creamer and sugar in purple in Imperial's Flute pattern. It was marked \$40 and we paid \$36. Saturday morning we left the hotel early to drive up to Auburn Maine to visit "Orphan Annie's" antique shop. We had heard about the glass in the shop and wanted to see it for ourselves. We got there at 10am and the posted hours said it should have been open but it wasn't. We drove to another shop we had passed and came back a little later and fortunately it was now open. Although we did not find anything to bring home with us, it was an eye-ful to see all that glass in one shop. They had carnival in one case piled on top of each other so that you had to lift up several pieces to see it all. And they had many other cabinets of glass, each filled with glass of a specific type, Stretch Glass, Art Glass, Red, Blue, Milk, etc.

The following weekend was HOACGA on April 27<sup>th</sup> at the Embassy Suites hotel in Kansas City, MO. We weren't planning on attending the convention as airfares were steep, but we kept checking prices and about two weeks before the auction, the fares dropped to one third the price, so we bought two tickets. The hotel is right near the airport, so you don't need to rent a car. We arrived at 5pm on Friday, four room keys later and a visit from hotel maintenance, we finally got into our room. We toured the hotel to see the displays and room glass. Like most Embassy Suites, the hotel is set up in an atrium with each room having a window facing the hallway, thus displays could be seen from the hall even if the people staying in the room weren't there. The auction featured 400 lots from two collections. The Hieger's collection was largely composed of glass made by Imperial and the Bekemier's collection was composed of the colors red and aqua opal and also the Fenton pattern "Orange Tree". Both collections had many rarities including three



yellow pieces, a Peacock on the Fence ruffled bowl in true Blue Slag, and an Orange Tree punch bowl in Marigold on Moonstone. A yellow piece was recently found in the Northeast and so we were interested in the yellow Leaf Chain bowl thinking that we could bring another yellow item back to New England. Our hopes were soon dashed as the yellow bowl quickly ran up to \$8,000. The yellow Leaf Chain plate brought \$7,000 and the yellow Orange Tree plate brought \$5,250. Yellow was definitely a color people wanted in their collection. The Blue Slag Peacocks bowl was displayed in a glass case and you could only handle it if you asked Jim Seeck. While we looked at it, we choose not to touch it. There are only three known true Blue Slag pieces with the other two being another Peacocks bowl and a Tree Trunk vase. When bidding started on the piece, it quickly ran up and ultimately sold for \$30,000. We commented that



that price is typically what a New England Auction brings in total. One piece we did bring home was an Imperial Flute pitcher and tumbler in purple.



The following weekend was Keystone on May 4<sup>th</sup>. Again, we were not planning to go, but the weather was perfect and we decided to head out in the Cessna. We left the house early on Saturday for a one and a half hour flight. When we got to the hotel, we ran into several familiar faces but there was only an hour until the auction and we had not had breakfast or even started to look at the glass. So we ran next door to MacDonald's for a quick bite. We got back just in time to look at some of the glass before the auction started. The hotel, which last year was a Holiday Inn, is now a Clarion. Keystone sets up their



auction room like ours with a hospitality room next door. With the auction starting at 9:30am and running until 2 or 3 pm, the club sets out a very nice lunch buffet of cold cuts and salads. However, next year the hotel told the club that they will not be allowed to bring their own food into the hospitality room. So next year, the Keystone club is moving their convention to a new hotel, the Holiday Inn in Grantville, PA. This is 30 miles closer to us in New England and a great opportunity to travel to another convention that isn't too far away. We did come home with a very nice standard size punch set in Grape and Cable.

The next weekend we headed out to Bath, NY (May 11<sup>th</sup>) to attend Tom Burns' auction. We left the house at 3:30am (yes, we are crazy) and arrived about 9am. Tom had some interesting glass and there were several pieces we were interested in. But I checked AuctionFlex the night before and there were many absentee bids placed and the prices were strong. We met up with Kris and Don and also got to see a bunch of other friends including Kathi and Galen Johnson who will be our banquet speakers in September. The preview was going smoothly, but when Tom started the auction, AuctionFlex was not coming up on Tom's computer so he could



not see the absentee bids. A quick call to tech support and Tom was back online. Yes, Tom reiterated that he can't stand technology. But based on the number of items that sold to an absentee bidder, even Tom has to admit that technology sometimes helps. We ended up buying an Imperial Swirl Rib console set in smoke that we really wanted. After the auction we went to the Microtel to check into our room as we didn't want to make the drive home on the same day. Kris and Don, and Kathi and Galen were also at the hotel, so we hung out in the lobby for a while (and drank some wine) and then



the six of us went out to dinner. After dinner, we stayed in the lobby and could have talked carnival all night if we each didn't need to be up early the next morning to head home.

Well, now we are home, exhausted and taking a break from Carnival. Our next event will probably be our own New England Convention in September. We are looking forward to seeing everyone in Leominster, MA and staying up all night to talk carnival.

**By Gary and Steve**



## **TWO MEMBERS ARE LUCKY OWNERS OF TWO VERY RARE MILLERSBURG PIECES...AND THEY ARE HAPPY TO ADD THEM TO THEIR COLLECTION.....**

This story starts when I was looking for an auction to go to on a Saturday. It was April 4 and I was on the website looking for an auction and there happened to be one on Saturday April 13. It was in Brockville Ontario just about an hour away. They had internet bidding [Flex Auction] so I started browsing the pages and on the second page there was a picture of a carnival glass compote....The caption at the bottom read, Carnival Glass Pedestal Bowl with Peacock.... As soon as I seen the picture I knew what it was!!!!!!!!!! Right away I called the auction house which by the way was called Hands Auctions and Carrie the auctioneer picked up the phone. I



asked her about the compote, if there was any chips or cracks and also the measurements. She told me it was in PRISTINE condition with BEAUTIFUL

iridescence....then she told me the measurements!!!!!!!! Nine inches wide and seven inches high.....Wow, I said to myself, the BIG "GIANT"

Millersburg Peacock and Urn Compote in amethyst... I could tell by the pictures what it was but Carrie confirmed it. Then I asked her if I could come down to the auction house



and see it and was surprised when she said sure why not...I'll be here Monday morning. I told her I would be there and the next thing I did was send Moe Myers the two pictures from the website then called him for his input on the compote. He too had the Marie McGee book and told me it was a GREAT find and a RARE piece. I then told him I was going to look at the compote on Monday morning and the auction was that following Saturday and I would let him know how I made out. That Monday, Jocelyne and I went to the auction house and Carrie's helper, Theresa, let us in to look at the items up for auction. There it was....On the front table on the right hand side, this BEAUTIFUL MASSIVE Compote. Well, I can tell you my heart skipped a few beats....EH. Looking it over it was a knock-out piece of carnival glass a 10+++++. I thanked her for letting us see the auction items and told her we would be there on Saturday bright and early. She also asked me if I wanted to register now and save time, so I did and picked my favorite number 55. Well, I was nervous all week long and kept thinking of stupid things...like, how much am I going to bid on it, how many bidders are there going to be there, etc. etc. Before we get on with this story let me give you all a little back ground on the Peacock and Urn "GIANT" Compote and I'll also grab a BEER, EH... Millersburg Peacock and Urn pieces were made from at least six different molds. These compotes are large pieces of glass with a width of nine inches and a height of seven inches. They are often referred to as "GIANT". Its exterior is the clover-based wide panel design that was first a Crystal Glass Company mould and then came to Millersburg in 1909. They are quite rare and desirable and amethyst brings the highest price. They also say that they are hard to find... It would be a standout anywhere and a real treasure in anybody's collection.

Now back to the story and another BEER EH!!!!!!!!!! That Saturday, at the auction house, I was very nervous before the auction and looking around for familiar faces and watching the people inspecting the compote. When the auction began they started with box lots of dishes and a few pieces of furniture...After an hour and a half, they finally got to the front table with a few pieces of carnival glass on it.



He picked up a peacock at the urn Fenton blue plate and there was only two people bidding on it. It went for \$80.00. Then the piece I was waiting for so long!!!!!!!!!!!! There was only me and another person bidding on the compote and to my surprise I won the compote after only three bids .....Jocelyne looked at me in shock and said out loud, SHIT, you got it for a STEAL!!!!!!!!!!!!!! Now you are probably wondering what I paid for this BEAUTIFUL piece of Millersburg treasure and GUESS what, I'm not going to tell you because you are not going to believe me. I to cannot believe it myself. On driving home from the auction in disbelief, I told Jocelyne that this piece is one of the top pieces in my collection...a real TREASURE. Thanks to everybody, Moe and Carrie and the people at the auction house, it was an unbelievable experience...the finding of the carnival glass piece, the hunt and then the kill... And I brought it home and put it in my cabinet... That is what carnival glass collecting is all about and the GREAT stories that everyone tells at get togethers and at conventions. CARNIVAL

GLASS PEOPLE ARE THE BEST!!!!!!!!!!!!!!!!!!!!!! Now it's time for another BEER EH!!!!!!

In closing, does anyone out there have a Millersburg Peacock and Urn "GIANT" Compote...Let us know and of what color? Is there a BLUE one out there ????????

Till next time Happy Carnival Glass Hunting

**BRIAN AND JOCELYNE GRAINGER**

**GREG DILIAN** ... So I took some of my auction money (part of his collection was sold at Hagerstown, MD last year) and spent it on this ugly bowl.



**RARE Millersburg Peacock at the Urn Mystery Bowl**

Here is a chance to own one of The RAREST Birds in Carnival Glass! When was the last time you seen one like it? The bowl measures 9" wide and is loaded with detail. It has beads only on the top of the bowl and top of the column. It can be

distinguished quickly from other Millersburg Peacock and Urn patterns by the small leaf that overlaps the front right side of the urn. It has eight rows of tail feathers. It has the star base which is known only on the Millersburg bowls. A Very colorful bird!



# HELSINKI by Bob Smith

This gem of a tumbler found its way into my collection by way of Western Canada where it was originally found. It must like the cooler climates as it came from Finland where it was



made by Riihimaki who made some of the prettiest tumblers on the continent. As far as I can ascertain it was previously unknown to carnival collectors. That is really a shame because such a pretty tumbler deserves recognition.

It can be found in the Riihimaki catalog. It is listed as #5096 and there are indications in the catalog that it might also be found in blue, but as of now one has not surfaced. Also in the same catalog is a vase in this pattern that looks like the tumbler with the top part turned outward. Along with that there are two pitchers that match it. One is of the bulbous type and the other straight sided. Chances are very good that at least one of these is iridized to go with the tumblers. The only difference from the tumbler is they do not have the circle around the base.

Riihimaki marigold is always outstanding

and the coloring on the Helsinki tumbler is a superb example of it. Deep, dark and rich. It is just perfect for bringing out the rather simple pattern of rows of diamonds side by side beginning approximately 5/8" below the rim. Below the diamonds are short panels which extend into the rounded base. The tumbler was made from a three piece mold. Cut into the flat base is a twelve pointed star. The inside of the piece is smooth, not paneled.

I would love to see a full Helsinki water set. The first person to find one will truly have a prize set. We know that Riihimaki exported their glass to at least eleven countries, so there is some hope that one will eventually be found. Meanwhile you can keep your eye out for other tumblers. The measurements of the Helsinki are: Height- 3 7/8"; Rim - 2 7/8" and the Base - 2 3/8" which is not ground.

Here is wishing you - Happy Hunting!

Feedback - [necgabobsm@aol.com](mailto:necgabobsm@aol.com)



**Help “Kickstart” Glassmaking at Fenton**

April 24, 2013

Dear Friend of Fenton glass,  
As stated above: You can help “Kickstart” Glassmaking at Fenton! USGlass needs to catalog and “curate” Fenton moulds as a first step in resuming glass production in Williamstown. “Curate” means deciding which moulds to use for success in today’s market. USGlass continues to raise funds for the restart of Fenton production including restarting furnaces, product development, and hiring marketing personnel. To “kickstart” this process and to provide useful information to the glass collector community, USGlass has initiated a unique project on [Kickstarter.com](http://Kickstarter.com) for the compilation of an online catalog of more than 10,000 Fenton moulds, including those from other companies such as Beaumont, Dugan-Diamond, Fostoria, Imperial, Indiana, McKee, L. G. Wright and Verlys. The Fenton Gift Shop bought these moulds at auction in May 2012, and USGlass has an agreement to license these moulds once production begins. Everyone interested in the project can make contributions through [Kickstarter.com](http://Kickstarter.com). Completing this comprehensive catalog will require \$50,000 (or more if product pictures are included and the curating process involves professional market research).

This catalog of moulds will include the mould number, pattern and shape, recent Fenton production using the mould, original owner, and a picture of the mould itself. Additional information will be added if sufficient funds become available from the project.

Shown at right is the mould and an example for the 5363 Songbird figurine. Information such as this may be included in the mould catalog project. All those who contribute \$10 or



**Fenton Art Glass  
5363 Songbird figurine  
and its mould**

more to this project through [Kickstarter.com](http://Kickstarter.com) will have access to the complete online catalog. Those contributing \$100 or more will receive a gift, an invitation to a Director’s Council meeting on July 26, 2013, and the opportunity to purchase special glass.

An enthusiastic level of support by the collectors is essential and will be a strong sign that there is interest in the restart of Fenton production.

Kickstarter projects and contributions are not approved until the minimum dollar amount is pledged, so USGlass needs the equivalent of 5000 people at \$10 each to get this important project off the ground.

**To make a pledge, [click here](#), then click on “Back this Project”.** Or go to [Kickstarter.com](http://Kickstarter.com) and search for Fenton Glass. **The deadline for pledges is May 20, 2013, so don’t delay. Pledge now! Thank you for your Support!**

Gene Bem  
CEO, USGlass, Inc.

George Fenton  
President, Fenton Art Glass

Randy Fenton  
President and Treasurer, Fenton Gift Shop

For questions or comments, please do not reply to this email. Instead, email: [askfenton@fentonartglass.com](mailto:askfenton@fentonartglass.com).

The sender of this email is the **Fenton Art Glass Co., 700 Elizabeth St., Williamstown, WV, 26187**

Copyright ©2013 [Fenton Art Glass Company](http://Fenton Art Glass Company)

All rights reserved powered by [Network Associates](http://Network Associates)

The 28th edition of Tom and Sharon Mordini's 'CARNIVAL GLASS AUCTION PRICES' is available now. This 28th report covers all major carnival glass auctions conducted in the USA during the entire year 2012 and the first 3 months of 2013. The price is still just \$15 which includes postage. Overseas mailings are \$4 each per booklet. Order now. You may use PAYPAL. The paypal address is [tommordini@aol.com](mailto:tommordini@aol.com) personal checks and money orders are also accepted. Send check to Tom & Sharon Mordini, 36 N. Mernitz Freeport, IL 61032

# www.CarnivalGlass.com

44 YEARS OF SATISFIED MAIL-ORDER CUSTOMERS

UPDATES EVERY TWO WEEKS—CARNIVAL GLASS IN MINT CONDITION

Lloyd R. Ward

P.O. Box 1006, Mayfield, KY 42066

Tel: (270) 251-2005 • Cell: (270) 970-0599


E-Mail: [lrward@carnivalglass.com](mailto:lrward@carnivalglass.com)

**Thinking of Selling Your Collection?  
Turn Your Carnival Glass into Cash!**

I buy one piece, 20 pieces, or a collection of Carnival

---

*Visit [www.CarnivalGlass.com](http://www.CarnivalGlass.com)-  
THE Place for Carnival Glass!*



## NECGA CONVENTION AUCTION

### TEASER:

Fenton Blue Opal Holly Bowl (rough on one point), Horehound Grape & Cable Hatpin Holder, Dugan Tri-Corner Twigs Vase, Green Tornado Vase, IB Fruit & Flowers Bon Bon, Greek Key Bowl in Emerald Green, Spector Dept. Store Plate in Marigold

**NECGA**

**Treasury Report  
For the period January 1, 2013  
thru May 31, 2013**

Opening Balance - January 1, 2013		\$5,253.46
Revenues:		
Dues	237.00	
Fees	50.00	
Convention	(600.00)	
Other	0.00	
Total Revenue		<u>(313.00)</u>
Expenses:		
Postage	57.92	
Ink/Paper/Envelopes	190.72	
Supplies	0.00	
Web site	0.00	
Hall Rental	270.00	
Other	0.00	
Total Expense		<u>518.64</u>
Increase / (Decrease) in Fund Balance		<u>(831.64)</u>
Ending Balance - May 31, 2013		<u><u>\$4,421.82</u></u>

**NECGA  
Convention  
Report**

**September 2013**

Convention Revenue:		
Banquet Meals		0.00
Mini Auction		0.00
Card Game		0.00
Tom Burns - Auction		0.00
Total Convention Revenue		<u>0.00</u>
Convention Expenses:		
Hotel Costs/Meals	600.00	
Guest Speaker Fee	0.00	
Pizza Party	0.00	
Room Display Awards	0.00	
Hospitality Room	0.00	
Total Convention Expenses:		<u>600.00</u>
Net Convention Profit / (Loss)		<u><u>(\$600.00)</u></u>